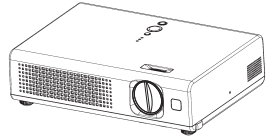




# S15 Quick Start Guide

Schnelles Anfangs Handbuch / Rápido Manual / Rapide Guide / Rapido Manuale

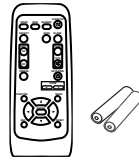
Rápidamente Começam Guia / Beginnen Snelgids / 快速操作指南 / 빠른 설치 안내




1




2



3



4



5



6



7

## ENGLISH

1. Projector (with Lens cover)
2. Strap (for Lens cover)
3. Remote control (with two AA batteries)
4. VGA cable
5. Power cord (US, UK, EUROPE)
6. Operator's Guide, Product Safety Guide, Quick Start Guide, Warranty
7. Filter cover (for bottom-up use)

## FRANÇAIS

1. Projecteur (avec le protège-objectif)
2. Courroie (pour protège-objectif)
3. Télécommande (avec deux piles AA)
4. Câble de VGA
5. Cordon de secteur (US, UK, Europe)
6. Guide de L'opérateur, Guide de Sécurité de Produi, Rapide Guide, Garantie
7. Couvercle du fi ltre pour installation à l'envers

## DEUTSCH

1. Projektor (mit Objektivdeckel)
2. Riemen (für Objektivdeckel)
3. Fernbedienung (mit zwei Batterien vom Typ AA)
4. VGA-Kabel
5. Netzanschluß Kabel (US, UK, Europe)
6. Benutzerhandbuch, Sicherheitsanleitung des Gerät, Schnelles Anfangs Handbuch, Garantie
7. Filterabdeckung für umgekehrte Verwendung

## ESPAÑOL

1. Proyector (con cubierta de lente)
2. Correa (para la tapa de lente)
3. A distancia Mando (con dos pilas AA)
4. Cable de VGA
5. Cable eléctrico (US, UK, Euro)
6. Guía del usuario, Guía de Seguridad del Producto, Rápido Manual, Garantía
7. Cubierta de fi ltro para uso boca abajo

## ITALIANO

1. Proiettore (con coperchio dell'obiettivo)
2. Cinghietta (del coperchio dell'obiettivo)
3. Telecomando (con due pile tipo AA)
4. Cavo di VGA
5. Cavo di alimentazione (US, UK, Euro)
6. Guida dell' operatore, Guida di Sicurezza del Prodotto, Rapido Manuale, Garanzia
7. Coperchio del fi ltro quando venga usato capovolto

## NEDERLANDS

1. Projector (met Lensdeksel)
2. Touwtje (voor Lenskapje)
3. Afstandsbediening met twee AA batterijen
4. VGA kable
5. Netsnoer (US, UK, Europe)
6. Gebruiksaanwijzing, Veiligheidgids op Product, Beginnen Snelgids, Garantie
7. Filterafdekkapje voor ondersteboven gebruik

## PORTUGUÊS

1. Projector (com Tampa de Lente)
2. Fita (para Tampa da Lente)
3. Controlo remoto (com duas pilhas AA)
4. Cabo de VGA
5. Cabo de alimentação (US, UK, Europe)
6. Guia da operador, Guia da Segurança de Produto, Rápidamente Começam Guia, Garantia
7. Cobertura do fi ltro para utilização com a base virada para cima

## SVENSKA

1. Projektor (med Linsskydd)
2. Band (för Linsskydd)
3. Fjärrkontroll med två AA-batterier
4. VGA-kabel
5. Strömkabel (US, UK, Europe)
6. Snabbguide, Bruksanvisning för Produktsäkerhets, Lathund, Garanti
7. Filterlucka för användning upp och ned

## 中文

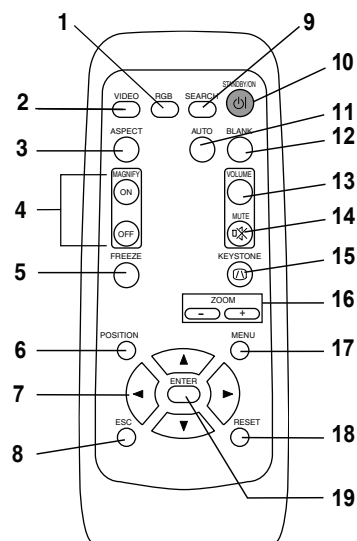
1. 带有镜头盖的投影机
2. 系带 (用于镜头盖)
3. 遥控器 (带两节AA 电池)
4. VGA 电缆
5. 电源线 (美国, 英国, 欧洲)
6. 用户的指南  
产品安全指南  
快速操作指南  
保证
7. 底部向上用 过滤器盖

## 한국어

1. 렌즈커버가 부착된 프로젝터
2. 스트랩 (렌즈 커버용)
3. 리모트 컨트롤 (AA 배터리 2 개)
4. VGA 케이블
5. 파워코드 (미국, 영국, 유럽)
6. 취급 설명서  
제품 안전 가이드  
빠른 설치 안내  
보증
7. 전도 설치용 필터 커버

# 3M S15 Remote Control

Ferbedienung / Mando a distancia / Télécommande / Telecomando / Controlo Remoto  
 Afstandsbediening / 遥控器 / 리모트 컨트롤



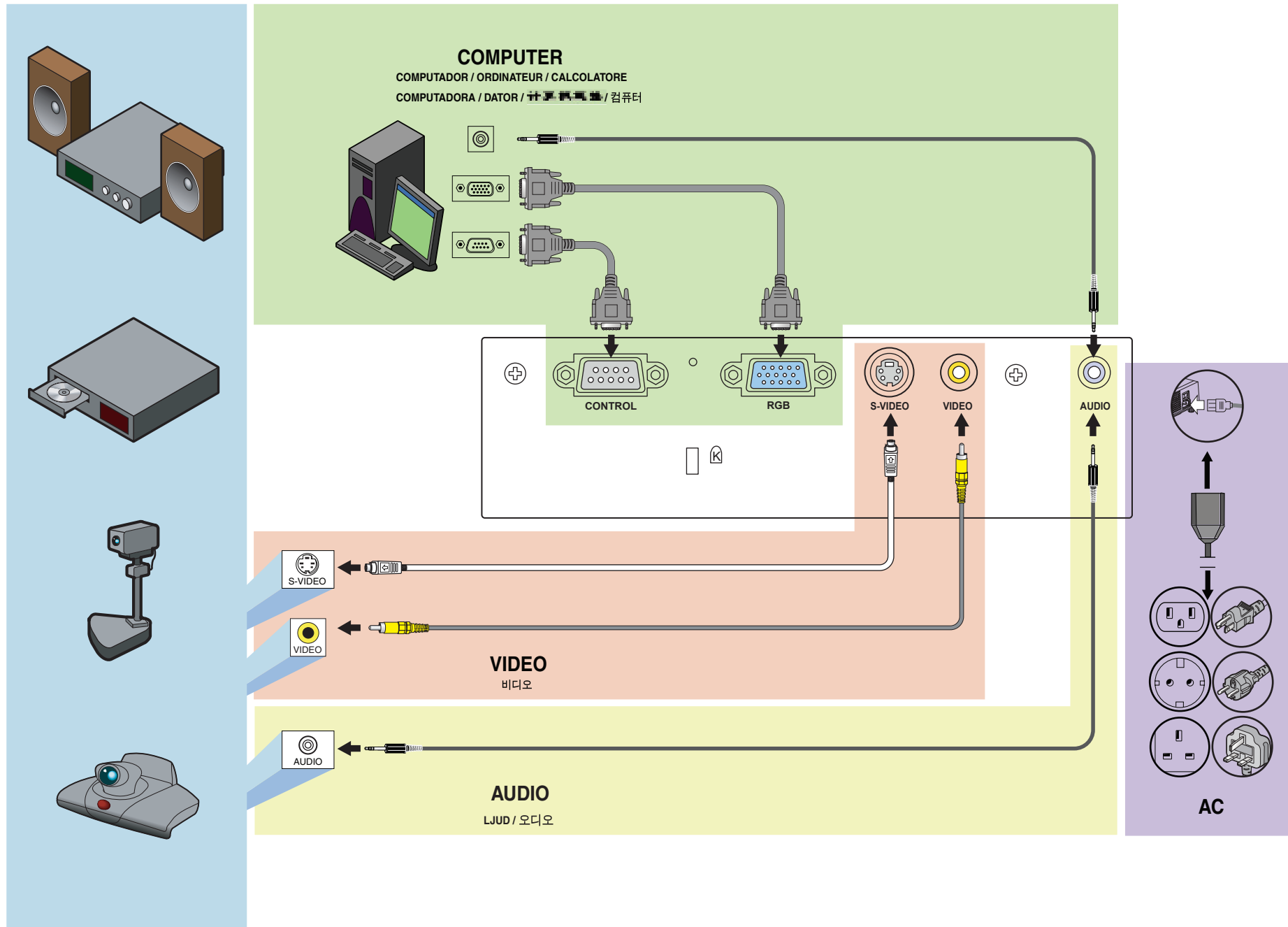
ENGLISH	FRANÇAIS	DEUTSCH	ITALIANO	ESPAÑOL	PORTUGUÊS	NEDERLANDS	中文	한국어
1. RGB	1. Bouton RGB	1. Taste RGB	1. Tasto RGB	1. Botón RGB	1. Botão RGB	1. RGB-knop	1. RGB 按钮	1. RGB 버튼
2. VIDEO	2. Bouton VIDEO	2. Taste VIDEO	2. Tasto VIDEO	2. Botón VIDEO	2. Botão VIDEO	2. VIDEO-knop	2. VIDEO 按钮	2. VIDEO 버튼
3. ASPECT	3. Bouton ASPECT	3. Taste ASPECT	3. Tasto ASPECT	3. Botón ASPECT	3. Botão ASPECT	3. ASPECT-knop	3. ASPECT 按钮	3. ASPECT 버튼
4. MAGNIFY	4. Boutons MAGNIFY	4. Tasten MAGNIFY	4. Tasti MAGNIFY	4. Botones MAGNIFY	4. Botões MAGNIFY	4. MAGNIFY-knoppen	4. MAGNIFY 按钮	4. MAGNIFY 버튼
5. FREEZE	5. Bouton FREEZE	5. Taste FREEZE	5. Tasto FREEZE	5. Botón FREEZE	5. Botão FREEZE	5. FREEZE-knop	5. FREEZE 按钮	5. FREEZE 버튼
6. POSITION	6. Bouton POSITION	6. Taste POSITION	6. Tasto POSITION	6. Botón POSITION	6. Botão POSITION	6. POSITION-knop	6. POSITION 按钮	6. POSITION 버튼
7. Cursor Buttons	7. Boutons des curseurs	7. Cursor-Tasten	7. Tasti cursore	7. Botones de desplazamiento	7. Botões Cursor	7. Cursor-knoppen	7. CURSOR 按钮	7. CURSOR 버튼
8. ESC	8. Bouton ESC	8. Taste ESC	8. Tasto ESC	8. Botón ESC	8. Botão ESC	8. ESC-knop	8. ESC 按钮	8. ESC 버튼
9. SEARCH	9. Bouton SEARCH	9. Taste SEARCH	9. Tasto SEARCH	9. Botón SEARCH	9. Botão SEARCH	9. SEARCH-knop	9. SEARCH 按钮	9. SEARCH 버튼
10. STANDBY/ON	10. Bouton STANDBY/ON	10. Taste STANDBY/ON	10. Tasto STANDBY/ON	10. Botón STANDBY/ON	10. Botão STANDBY/ON	10. STANDBY/ON-knop	10. STANDBY/ON 按钮	10. STANDBY/ON 버튼
11. AUTO	11. Bouton AUTO	11. Taste AUTO	11. Tasto AUTO	11. Botón AUTO	11. Botão AUTO	11. AUTO-knop	11. AUTO 按钮	11. AUTO 버튼
12. BLANK	12. Bouton BLANK	12. Taste BLANK	12. Tasto BLANK	12. Botón BLANK	12. Botão BLANK	12. BLANK-knop	12. BLANK 按钮	12. BLANK 버튼
13. VOLUME	13. Bouton VOLUME	13. Taste VOLUME	13. Tasto VOLUME	13. Botón VOLUME	13. Botão VOLUME	13. VOLUME-knop	13. VOLUME 按钮	13. VOLUME 버튼
14. MUTE	14. Bouton MUTE	14. Taste MUTE	14. Tasto MUTE	14. Botón MUTE	14. Botão MUTE	14. MUTE-knop	14. MUTE 按钮	14. MUTE 버튼
15. KEYSTONE	15. Bouton KEYSTONE	15. Taste KEYSTONE	15. Tasto KEYSTONE	15. Botón KEYSTONE	15. Botão KEYSTONE	15. KEYSTONE-knop	15. KEYSTONE 按钮	15. KEYSTONE 버튼
16. ZOOM	16. Bouton ZOOM	16. Taste ZOOM	16. Tasto ZOOM	16. Botón ZOOM	16. Botão ZOOM	16. ZOOM-knop	16. ZOOM 按钮	16. ZOOM 버튼
17. MENU	17. Bouton MENU	17. Taste MENU	17. Tasto MENU	17. Botón MENU	17. Botão MENU	17. MENU-knop	17. MENU 按钮	17. MENU 버튼
18. RESET	18. Bouton RESET	18. Taste RESET	18. Tasto RESET	18. Botón RESET	18. Botão RESET	18. RESET-knop	18. RESET 按钮	18. RESET 버튼
19. ENTER	19. Bouton ENTER	19. Taste ENTER	19. Tasto ENTER	19. Botón ENTER	19. Botão ENTER	19. ENTER-knop	19. ENTER 按钮	19. ENTER 버튼



# S15 Setup

Einstellung / Disposición / Installation / Messa a punto

Instalação / Systeminstallation / 安装连接 / 설치





Operator Guides and other information  
available on the web site:



**800-328-1371**



**<http://www.3m.com/meetings>  
e-mail: [meetings@mmm.com](mailto:meetings@mmm.com)**

---

**3M**

**3M Austin Center**  
Building A145-5N-01  
6801 River Place Blvd.  
Austin, TX 78726-9000

**3M Canada**  
P.O. Box 5757  
London, Ontario  
N6A 4T1

**3M Mexico, S.A. de C.V.**  
Apartado Postal 14-139  
Mexico, D.F. 07000  
Mexico

**3M Europe**  
Boulevard de l'Oise  
95006 Cergy Pontoise Cedex  
France

Litho in China  
Copyright © 2005 3M  
All Rights Reserved  
78-6970-9407-2 Rev. A  
QR64021

